


DIMENSIONS



COMFORT RAIL

Product Code - Finish

- CR 600 PS - Polish Supreme™

Features

- 600 mm centre to centre
- Fabricated from 25 mm stainless steel
- 50 mm wall mount plates with screw on end caps
- Polish Supreme™ finish
- Stainless steel fixings supplied


Warranty

See Tubotech™ warranty policy for full details.

INDICATIVE IMAGE



DIMENSIONS



COMFORT RAIL

Product Code - Finish

- CR 600 MB - Matte Black

Features

- 600 mm centre to centre
- Fabricated from 25 mm stainless steel
- 50 mm wall mount plates with screw on end caps
- Matte Black powder coat finish
- Stainless steel fixings supplied


Warranty

See Tubotech<sup>TM</sup> warranty policy for full details.

INDICATIVE IMAGE



DIMENSIONS



COMFORT RAIL

Product Code - Finish

- CR 600 WT - White

Features

- 600 mm centre to centre
- Fabricated from 25 mm stainless steel
- 50 mm wall mount plates with screw on end caps
- White powder coat finish
- Stainless steel fixings supplied

Warranty

See Tubotech<sup>TM</sup> warranty policy for full details.

INDICATIVE IMAGE

